



T&S BRASS AND BRONZE WORKS, INC.

2 Saddleback Cove / P.O. Box 1088
Travelers Rest, SC 29690



REG. #A2601
ISO #9001

Model No.
EC-3102

Item No.

Travelers Rest, SC: 800-476-4103 Simi Valley, CA: 800-423-0150 Fax: 864-834-3518 www.tsbrass.com

This Space for Architect/Engineer Approval

Job Name _____ Date _____

Model Specified _____ Quantity _____

Customer/Wholesaler _____

Contractor _____

Architect/Engineer _____



ADA Compliant



Solid Cast Brass Spout
w/ Polish Chrome Plated Finish
and 2.2 GPM [8.3L/min]
Vandal Resistant Aerator

3 5/8" x 4 3/16" x 2" Deep
[92mm x 106mm x 51mm]
Waterproof Control Module Box (Blue)
w/ Internal Flow Control Setting Switches,
AC or DC operated w/ (4) AA
Batteries

24" [610mm]
Sensor Cable

Removeable
Strainer

4 7/8"
[124mm]

4 1/16"
[103mm]

5 1/16"
[129mm]

DECK

2 1/4" Max.
[57mm]

Ø 1" [25mm]
Deck Hole

Ø 1/8" [3mm]
Pin installed
for Anti-rotation
feature. Remove
pin if desired.
(See Mounting
Hole Detail)

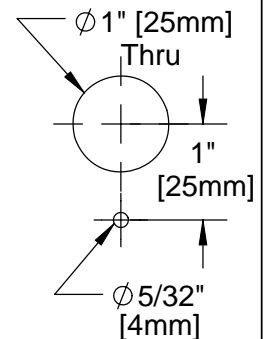
1/2" NPSM x 1/4" NPSM
18" [457mm] Long Flexible
St. Steel Hose (1)

100-135 VAC Adapter
w/ 144" [3658mm] Long
Power Cord.
(Remove Rubber Plugs
on Module and Cable
to Connect)

Temperature
Mixing Valve

Furnished w/ (2)
3/8" Compression x 1/2" NPSM
18" [457mm] Flex. St. Steel
Supply Hose

Mounting Hole
Detail



NOTE: Supply Stops by Others

Product Specifications: **Chrome Plated Brass Electronic Faucet:**
Single Hole Deck Mount Spout w/ VR Aerator, AC/DC
Control Module with Internal Flow Control Setting Switches,
Temperature Control Mixing Valve, 18" Long Hot & Cold
Supply Stop Flexible Connector Hoses

Drawn
GEF

Checked
JRM

Approved
JHB

Scale:
NTS

Date:
09/11/08



T&S BRASS AND BRONZE WORKS, INC.

2 Saddleback Cove / P.O. Box 1088
Travelers Rest, SC 29690



REG. #A2601
ISO #9001

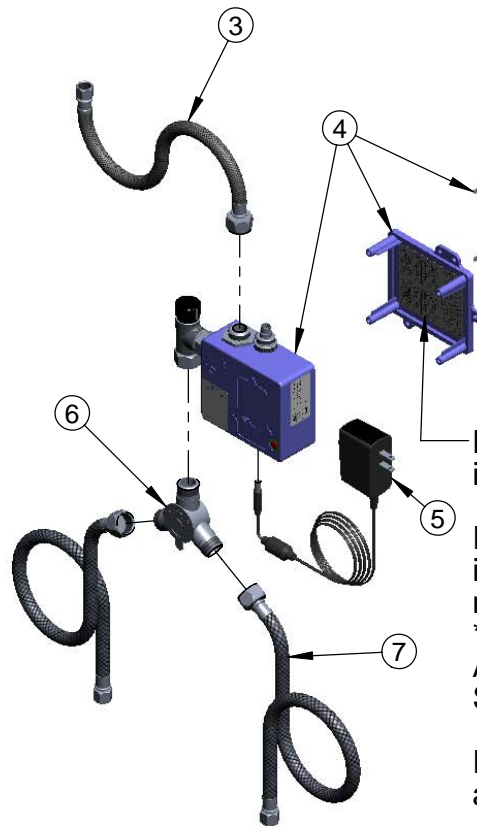
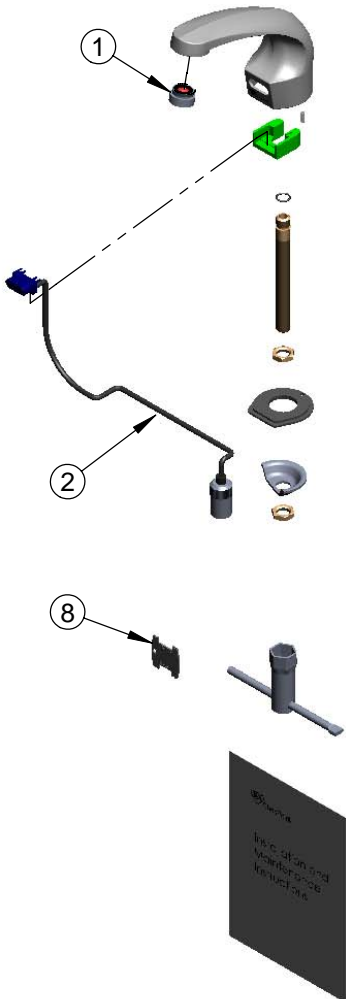
Model No.

EC-3102

Item No.

Travelers Rest, SC: 800-476-4103 Simi Valley, CA: 800-423-0150 Fax: 864-834-3518 www.tsbrass.com

ITEM NO.	SALES NO.	DESCRIPTION
1	016355-45	Aerator w/ Key, Vandal Resistant, 2.2 GPM, 13/16-27 Male
2	017195-45	Angled Sensor w/ Cable
3	016297-45	Inlet Hose, Faucet, 1/2" NPSM-F x 1/4" NPSM-F
4	016647-45	ChekPoint Electronic Module (Blue)
5	5EF-0002	A/C Transformer
6	5EF-0006	Manual Mixing Valve
7	5EF-0005	Supply Hose, 9/16-24 Female x 1/2" NPSM
8	Q015425-45	Vandal Resistant Key



Label for Flow Control Switch Settings is located on Inside of Back Cover.

Flow Control Switches are located inside Module Housing in Black Box next to Battery Compartment.
*Switches are set to DEFAULT position:
Auto Time Out = 10 seconds
Shut Off Delay = 1 second.

Remove (4) screws and back cover to access switches.

***Available Water Flow Control Selections:**

- (6) Auto Time Out Selections - 10 sec, 25 sec, 45 sec, 60 sec, 3 min, 20 min
- (6) Shut Off Delay Selections - 1 sec, 2 sec, 3 sec, 4 sec, 5 sec, 6 sec

Product Specifications: **Chrome Plated Brass Electronic Faucet: Single Hole Deck Mount Spout w/ VR Aerator, AC/DC Control Module with Internal Flow Control Setting Switches, Temperature Control Mixing Valve, 18" Long Hot & Cold Supply Stop Flexible Connector Hoses**

Drawn	Checked	Approved
GEF	JRM	JHB
Scale:		Date:
NTS		09/11/08