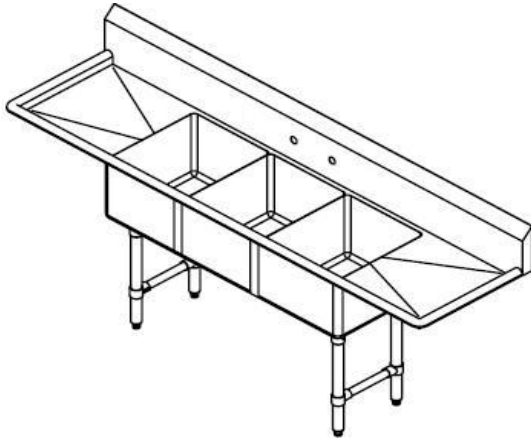




"3B-2DB" "B" Series Sinks

Three Compartment Sinks w/ 2 Drainboard
w/ Stainless Steel Base & Bracing



STANDARD: 16 ga. 300 S/S welded Bowls
16 ga. 300 S/S Drainboards and Splash
10" Back Splash

STANDARD	
16 Gauge	Qty
3B16204-2D18	
3B184-2D18	
3B18244-2D18	
3B18244-2D24	
3B20304-2D20	
3B20304-2D24	
*3B244-2D24	

(*) w/ 2 sets of Faucet Holes

Bowl Sizes:

- 16" X 20"
- 18" X 18"
- 18" X 24"
- 20" X 30"
- 24" X 24"

FEATURES:

- * Standard 16 Gauge Type 300 stainless steel with # 4 polish, satin finish
- * 14" Deep Bowls
- * All Corners, both vertical and horizontal, covered at 3/4" radius
- * Bottoms of bowls formed for drainage to 3-1/2" diameter die stamped opening
- * Full length **10" High Boxed Backsplash**, with 2" return to wall at 45 degree and 1" turned down rear lip
- * 1-1/8" Faucet Holes in Backsplash
- * All outside corners of assembly are Bullnosed to provide safe, clean and polished edge
- * Standard stainless steel legs 1-5/8" diameter
- * Legs located directly under sink bowls, providing increased stability and maximum weight support

CONSTRUCTION:

- Top: Stainless Steel Sinks are TIG welded, Exposed welds are polished to match adjacent surface.
- Bases: Stainless Steel Bases are MIG welded

MATERIAL:

- Bowls & 16 gauge stainless Steel
- Top: Type 300 stainless steel with # 4 polish, satin finish
- Legs: 1 5/8" Round O.D., stainless steel
- Bracing: 1 1/4" Round O.D., stainless steel
- Gussets: Stainless Steel
- Feet: 1" adjustable stainless steel bullet feet

OPTIONAL ACCESSORIES

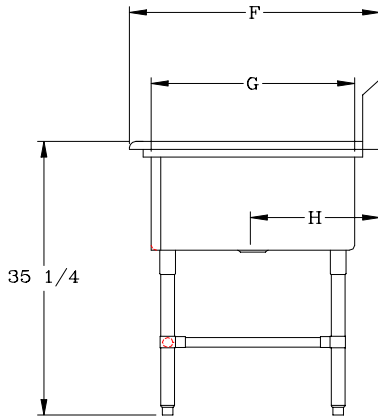
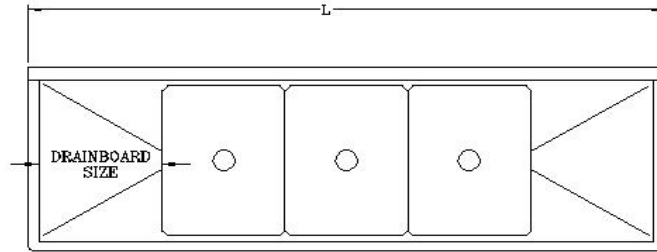
	Qty
FAUCETS	
ADD-A-FAUCETS	
PRE-RINSE UNITS	
LEVEL WASTE	
OVERSHELVES	
POT RACK	

John Boos & Co

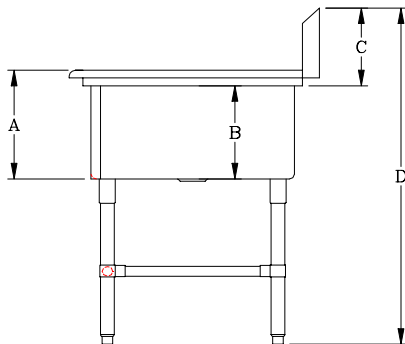
315 South First Street - Effingham, IL 62401
 Phone: 217-347-7701 - Fax: 217-347-7705
 Email: sales@johnboos.com - Web-site: www.johnboos.com

DETAILED SPECIFICATIONS

BOWLS	F	G	H
16 X 20	25-1/2"	20"	12-15/16"
18 X 18	23-1/2"	18"	14-15/16"
18 X 24	29-1/2"	24"	14-15/16"
24 X 24	29-1/2"	24"	14-15/16"



A	16-1/4"
B	14"
C	10"
D	43"



STANDARD 16 GAUGE				
MODEL	BOWL SIZE	DIMENSIONS	DB	WT.
3B16204-2D18	16 X 20 X 14	87" X 25-1/2"	18"	380
3B184-2D18	18 X 18 X 14	93" X 23-1/2"	18"	360
3B18244-2D18	18 X 24 X 14	93" X 29-1/2"	18"	395
3B18244-2D24	18 X 24 X 14	105" X 29-1/2"	24"	440
3B20304-2D20	20 x 30 x 14	103" x 35-1/2"	20"	580
3B20304-2D24	20 x 30 x 14	111" x 35-1/2"	20"	600
*3B244-2D24	24 X 24 X 14	123" X 29-1/2"	24"	550

All dimensions are typical.

Tolerance +/- .500".

All units ship unassembled for reduced shipping cost.

John Boos & Co

315 South First - Effingham, IL 62401 Phone: 217-347-7701 - Fax: 217-347-7705

Email: sales@johnboos.com - Web-site: www.johnboos.com



September 2011

John Boos is constantly engaged in a program of improving products and therefore reserves the right to change specification without prior notice